

ALTMANN ProfiAdapter

Accessory for Precision Multi-Turn Wirewound Potentiometer



The ProfiAdapter with the potentiometer (delivery condition) can be completely installed in the drill-holes to be set inside your switch cabinet by yourself.

The fixing is effected by the two M4 threaded bolts. Please take care that the drill-holes for the M4 threaded bolts of the ProfiAdapter are set horizontally inside your switch cabinet.

For exchanging the potentiometer please detach the control knob from the potentiometer shaft by using the allen key included in the delivery and remove the screw nut of the central fixing.

The ProfiAdapter is designed for a potentiometer shaft diameter of 6mm (option \varnothing 6,35mm) and central fixing \varnothing 10mm (option \varnothing 12mm).



56240180

View without Potentiometer




56240140

View with Potentiometer

Delivery including: Allen key (1,3 mm)

ProfiAdapter




Rear-side view of installation

56240130



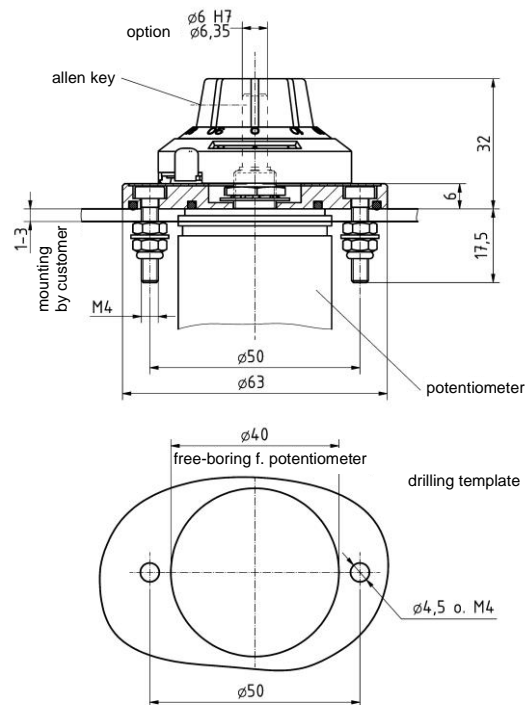
Front side view of installation

56240120



56240150

View of installation with different potentiometers



ALTMANN ProfiAdapter	
Order #	Shaft \varnothing
104345	6,00
104344	6,35

Attention!

- During the first assembly please pay attention to the following points:
- After the potentiometer has been assembled you must tighten the hex nut with a screw-wrench.
 - The analog knob must be tightened on the shaft with the delivered allen key.

Sheet #: KE2408

Amendment/ Print: 17.06.24 / 17.06.24

Order #: according to table

ALTMANN Potentiometer

Herringshauser Straße 29
32051 Herford - Germany

Phone: 05221/3404-0
Fax : 05221/3404-29

www.potentiometer.de
eMail: info@potentiometer.de

Subject to technical
amendments